



**Short Activity**  
**Ages 0–3**  
**15–20 minutes**

## **Can You Spot It? Scavenger Hunt**

---

### **Description**

Participants will search for images of landmarks, food, animals and transportation from around the world in a scavenger hunt.

### **Number of participants**

For any number of participants

### **Space considerations**

Larger indoor space preferred to allow staff to hide images and for participants to seek them out comfortably

### **Competencies**

- Image recognition
- Task processing
- Fine motor skills

### **Materials**

- All printed templates
- Tape or putty to post the hidden images around the space
- Pencils for participants to mark their **Participant Sheet**
- (Optional) Crayons for participants to colour the images on their sheet when they have finished the activity

### **Preparation**

- Prior to the program, print and cut out images from the **Printable Image Template for Staff**
- Post these images around the designated space in hidden spots
- Print the applicable and appropriate number of **Participant Sheets**
- Set up book displays about the landmarks, animals, food, etc.

## Implementation

1. Hand out appropriate Participant Sheets to each participant along with a pencil (or similar item).
2. Gather participants to listen to the story (if applicable) before starting their search.

## Accessibility considerations

- Posted items should be “hidden” in ways that are age appropriate—i.e., in places that would be fairly easy for participants to locate.
- Do not hide items inside books or in spaces that would force participants to crawl into or otherwise disrupt the space.
- Hidden items can be made tactile to represent different categories of items, e.g.,
  - glue beads to landmarks
  - attach small pompoms to food images
  - glue textured paper (like sandpaper or bubble wrap) to animal images
- Small 3D items can be used instead (e.g., a small moose figurine) as a fun and accessible idea.
- Offer BINGO dabbers or larger pencils or crayons to mark off items.
- Enlarge images using a photocopier and hide the larger versions.
- **For added value**, consider using the **Extended Participant Sheet**, which includes simple facts about each hidden item.
- **For added value**, read a short story with the hidden items included, using the **Story** sheet provided. Participants must listen to the story and search for the items as they are mentioned.

## Book suggestions

**Baby Sees Things That Go** by Janna Steagall

**Trains, Boats and Planes** by Michelle Robinson and Jez Tuya

**All the Little Animals** by Joy Jordan-Lake and Jane Chapman

## Download links

- Can You Spot It? – Full Activity PDF
- Images for Staff
- Simplified Participant Sheet
- Extended Participant Sheet
- Story

# Can You Spot It?

## A Scavenger Hunt Story



I can't wait to start my summer! My best friend Harry the **PARROT** and I are going to travel to Italy to see the **TOWER OF PISA**. We need to see if it's really leaning or not!

We would have liked to travel by **TRAIN**, but I don't think we can do that from Canada. We will have to board an **AIRPLANE**.











Harry tried to pack a **BOWL OF RAMEN** for the trip, but that's a tricky food to eat on a flight. I packed him a **HOT DOG** instead. Yum!

When we got to our seats, we found we were sitting with a **MOOSE** and a mama **KANGAROO**. They were so friendly and excited to travel this summer too! They were off to see the **GREAT PYRAMID OF GIZA** and the **PARTHENON** in Greece. Wow!

I'm so excited for my adventures this summer. What are you looking forward to?

# Can You Spot It?

Mark off each item when you find it. Colour the images when you're finished!

Item	Description
<input type="checkbox"/> 	<b>Tower of Pisa</b> It took over 200 years for the Tower of Pisa to be completely built. 
<input type="checkbox"/> 	<b>Great Pyramid of Giza</b> The Great Pyramid of Giza was built as a tomb for the Egyptian pharaoh Khufu. 
<input type="checkbox"/> 	<b>The Parthenon</b> The Parthenon was built in honour of Athena, the ancient Greek goddess of knowledge and wisdom. 
<input type="checkbox"/> 	<b>Parrot</b> There are around 400 species of parrots. Most of them come from South America, Australia and the surrounding islands. 
<input type="checkbox"/> 	<b>Kangaroo</b> Baby kangaroos, called joeys, are only about the size of a grape when they are born! They stay in their mother's pouch for nearly a year before they are ready to explore alone. 



## Moose

Moose are also called “rubber-nosed swamp donkeys”!



## Hot dog

Hot dogs are one of NASA’s approved foods. Astronauts can enjoy this classic summer food even in outer space!



## Bowl of ramen

Slurping ramen noodles is not considered rude in Japan—in fact, it is encouraged as a way to cool down the hot noodles as you eat!



## Train

The earliest steam engine trains were really slow! They only moved at about 16 km per hour.










## Airplane






The first Canadian airplane was flown in Nova Scotia in 1909. It was called the “Silver Dart.”



## Can You Spot It?

Mark off each item as you find it. Colour the images when you're done.





# Can You Spot It?

4-5" H Printable Images for Staff











