



Short Activity
Ages 3–5
10–15 minutes

Inuktut Water Words

Description

Learn some simple water-related words in Inuktut with a matching memory game.

Number of participants

For any number of participants

Space considerations

A space where participants may be seated to cut and colour, as well as lay out a set of cards

Competencies

- Listening and comprehension
- Gross motor skills
- Team collaboration
- Language learning

Materials

- Colouring supplies (crayons, markers, etc.)
- Matching cards template
- Scissors
- Beads/pompoms and glue (optional)

Preparation

- Print sets of matching cards onto sturdier paper (cardstock or construction)
- Precut the cards or leave for participants to cut
- Prepare one set of cards for yourself to show as you share the words
- Print instructions for participants
- Set up tables with colouring supplies

Implementation

- Have participants collect their sets of cards and instructions
- Read through the instructions together
- Explain how memory games can be used with many different concepts to help with retaining information. In this case, the focus will be on learning some water-related words in Inuktitut. Specifically, we will be using the South Qikiqtaaluk dialect
- Show your cards (or display them onscreen) and read the words in both languages together
- Encourage participants to repeat with you and try their best at pronunciation. Learning any language—even in a very introductory way—can be intimidating, but repetition is key!

Walrus	Fish	Narwhal	Polar bear	Orca
Auviq	Iqaluk	Tugaalik	Nanuq	Aarluk
EYE-VICK	IH-KAH-LUKE	TOO-GAH-LEEK	NA-NOOK	AAHR-LUKE
Hole in the ice where seals come up to breathe	Lake	Bow of a boat	Waterfall	Buoy
Allu	Tasiq	Aqua	Qurlurniq	Avataq
UHHL-LOO	TA-SICK	AAH-KWA	KER-LER-NICK	AH-VA-TAAK

If you want to listen to these words being pronounced, visit [Inuktitut Tusaalanga](#), which offers a glossary and corresponding audio

- Encourage participants and their caregivers to read their cards together, notice characteristics of the animals or items pictured, and colour them in. Once they're done, they can try playing the memory game
- For added value, consider pairing this short activity with a read-aloud of one of the book suggestions included

Accessibility considerations

- Use a projector to display the words and images onscreen
- Use a microphone
- Attach small beads or pompoms to the backs of the matching cards to create a knob for easier handling. Be sure to do this after colouring and cutting!
- Prior to the activity, use the online glossary and open separate tabs for each of the words so the audio is easily played if you wish to share an authentic pronunciation with participants

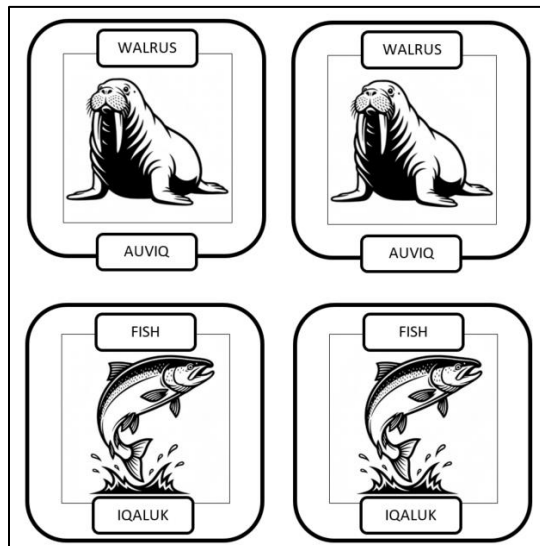
Book suggestions

- *All About Sanikiluaq* by Jamesie Fournier and Amiel Sandland
- *It Bears Repeating* by Tanya Tagaq and Cee Pootoogook
- *The Raven Boy* by Rosemarie Avrana Meyok and Marcus Cutler

Download links




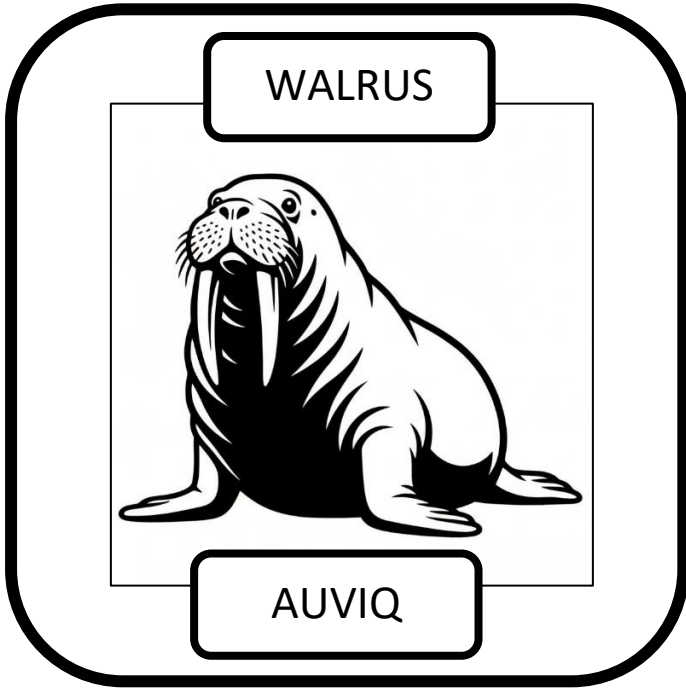
- Inuktut Water Words – Activity PDF
- Inuktut Water Words – Matching Game
- Inuktut Water Words – Instruction Sheet

Images



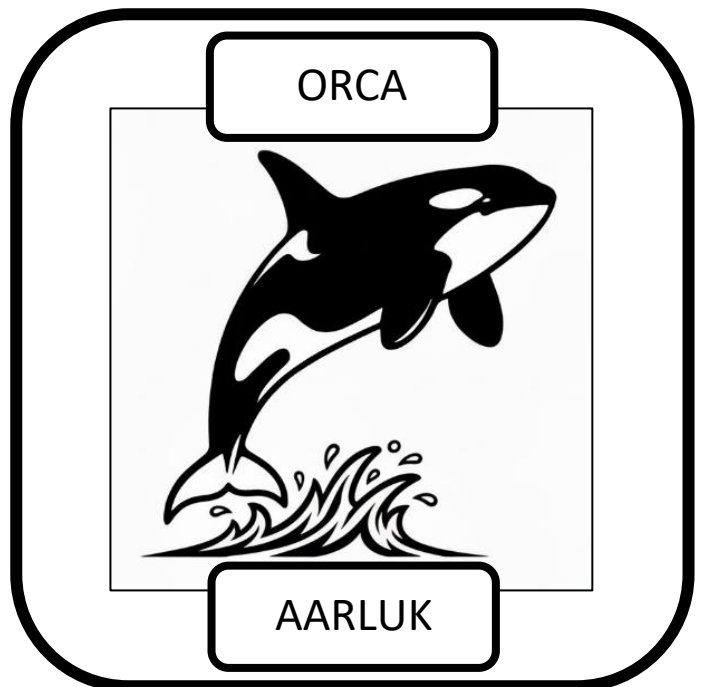

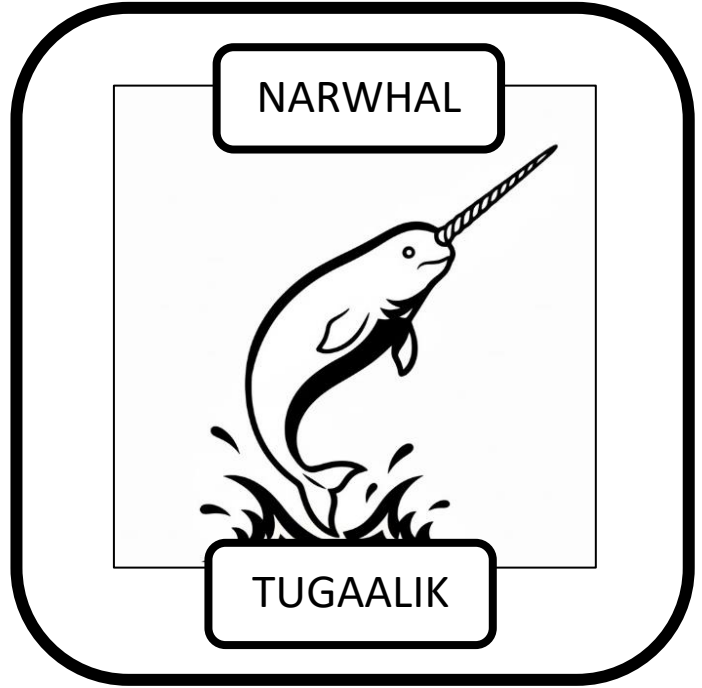
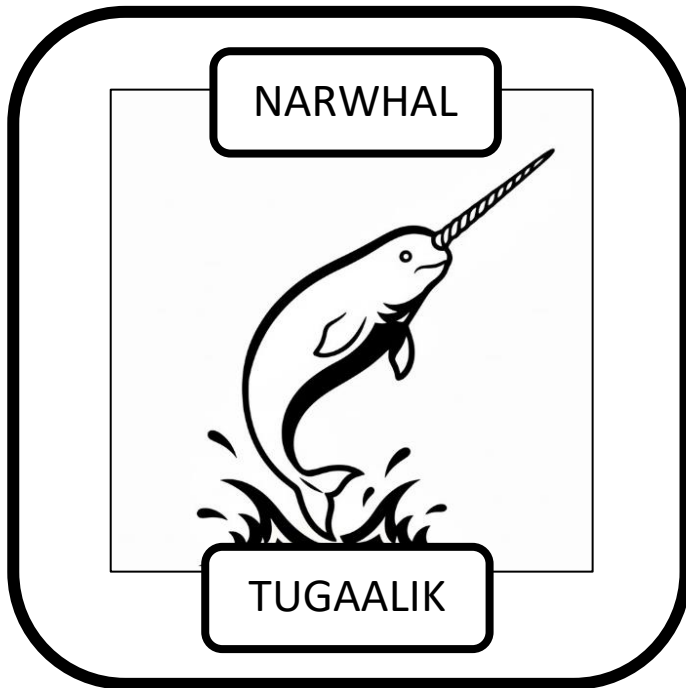
Inuktut Water Words

Matching Card Game



Inuktut Water Words


Matching Card Game



Inuktitut Water Words


Matching Card Game

POLAR BEAR




NANUQ

POLAR BEAR




NANUQ

HOLE IN THE ICE
WHERE SEALS COME
UP TO BREATHE



ALLU

HOLE IN THE ICE
WHERE SEALS COME
UP TO BREATHE




ALLU

Inuktut Water Words


Matching Card Game

BOW OF A BOAT



AQUA

BOW OF A BOAT



AQUA

LAKE



TASIQ

LAKE




TASIQ

Inuktut Water Words


Matching Card Game

BUOY




AVATAQ

BUOY




AVATAQ

WATERFALL



QURLURNIQ

WATERFALL



QURLURNIQ



Inuktitut Water Words

Memory Game & Pronunciation Guide

Walrus
Auviq
EYE-VICK

Hole in the ice where seals come up to breathe
Allu
UHHL-LOO

Fish
Iqaluk
IH-KAH-LUKE

Lake
Tasiq
TA-SICK

Narwhal
Tugaalik
TOO-GAH-LEEK

Bow of a boat
Aqua
AAH-KWA

Polar bear
Nanuq
NA-NOOK

Waterfall
Qurlurniq
KER-LER-NICK

Orca
Aarluk
AAHR-LUKE

Buoy
Avataq
AH-VA-TAAK

Instructions for the memory game:

- Colour and cut out the Inuktitut and English word cards.
- Place all the cards face down in a random order.
- Pick up one card and try to make a pair by picking up another card that's the same—but no peeking!
- If you didn't make a match, place both cards back in their original places, face down. If you did, keep the pair!

Have fun playing and learning!

For more words and to listen to their pronunciation in Inuktitut, check out
tusaalanga.ca/glossary