



**Short Activity**  
**Ages 0–3**  
**15–20 minutes**

## Shell-Tac-Toe

---

### Description

Participants will play tic-tac-toe with other participants using real shells or paper-cut ones (provided in the template). To play tic-tac-toe, participants take turns putting a game piece in the grid. The goal is to get three in a row horizontally, vertically or diagonally.

The sets of game pieces should look distinctly different from one another.

Apart from a program with multiple participants, the shell-tac-toe game board can be used as a passive activity in the children's area.

### Number of participants

For any number of participants

### Space considerations

An indoor space where participants can be seated at tables to do an activity

### Competencies

- Eye-hand coordination
- Following directions
- Logic and sequencing
- Spatial relationships
- Understanding shapes

### Materials

- Printout of shell-tac-toe game boards on cardstock (preferred) or paper
- Real or plastic shells or game pieces from handout printed on cardstock
- Laminator (optional)
- Puff paint or glue to apply on top of tic-tac-toe grid lines

- String, rope, twine or other long pieces of material that can be used to create a tactile game board
- Alternate materials for game pieces (must fit into grid and have two distinct sets)
- Large flat surface to make a bigger grid with tactile material (optional)

## Preparation

- Print out shell-tac-toe game boards
- Print and cut out game pieces for participants
  - You can cut them in squares to make it easier
- If you want the boards and pieces to last longer, laminate them and wipe them down after use
- Apply puff paint or glue on top of grid lines—allow to dry before using

## Implementation

1. Distribute game boards and pieces
2. Match pairs to play
  - a. Players will take turns putting game pieces on the grid to try to form a line of three pieces
3. Set time limit for the game
4. Once first game has been completed, exchange players

## Accessibility considerations

- Use long pieces of tactile material to increase grid size
- Use bigger game pieces
- Share examples provided

## Book suggestions

*It Bears Repeating* by Tanya Tagaq and Cee Pootoogook

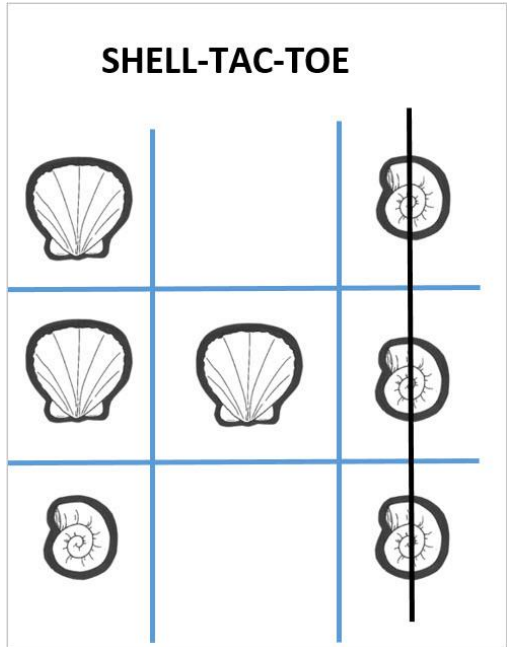
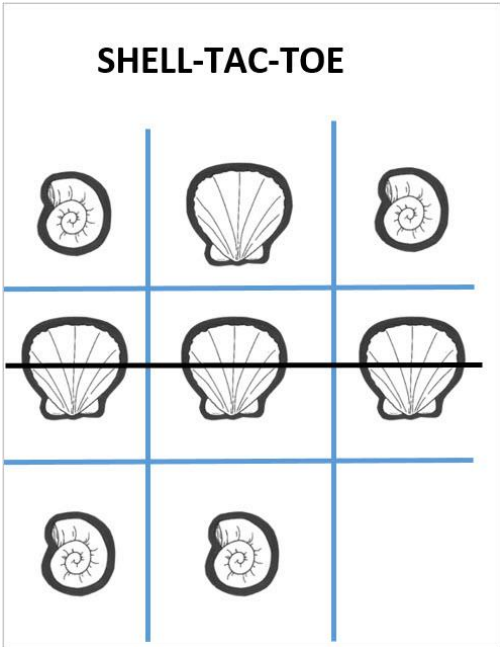
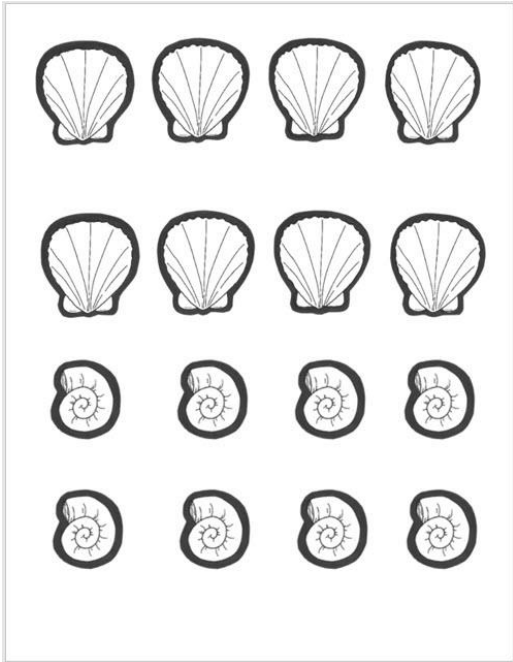

*Red Canoe Shows Up at Two!* by Victoria Allenby

*Sea in My Cells* by Laura Alary and Andrea Blinick


## Download links

[Shell-Tac-Toe game board + game pieces + examples](#)

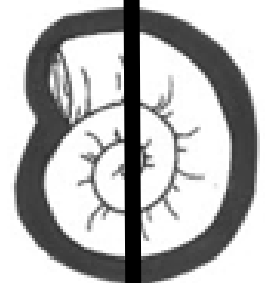
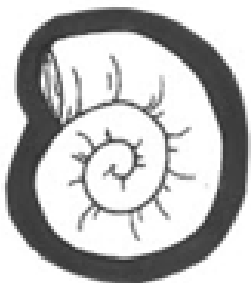
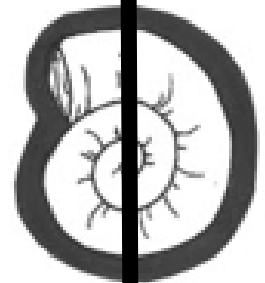

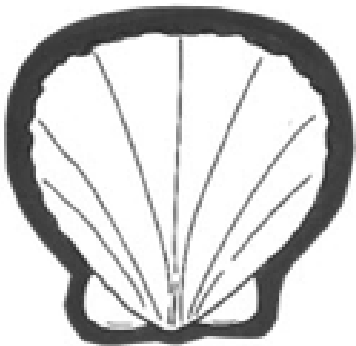
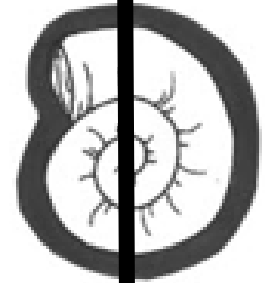
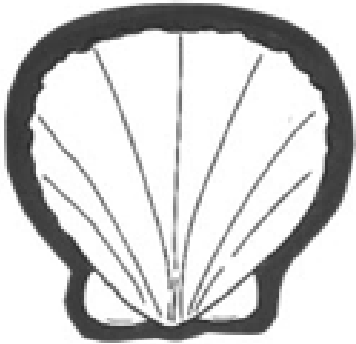
# Images



# SHELL-TAC-TOE



# SHELL-TAC-TOE



# SHELL-TAC-TOE

